

# The TruWood® Collection



1/2 in COTTAGE LAP® SIDING




7/16 in OLD MILL® PANEL SIDING




1/2 in SELF-ALIGNING LAP SIDING




1/2 in SURE LOCK™ LAP SIDING\*



1/2 in CHANNEL RUSTIC™ LAP SIDING



1/2 in DESIGNER SHAKE® LAP SIDING




1/2 in ADOBE™ PANEL SIDING



1/2 in 808 OLD MILL® PANEL SIDING




OLD MILL® SHINGLE LAP SIDING



1/2 in CEDAR SHAKE LAP SIDING



1/2 in SURE LOCK™ SIX COTTAGE LAP® SIDING\*



REVERSIBLE TRIM

**TruWood**<sup>®</sup>  
Collins Products LLC SIDING | TRIM

- EcoGuard™ zinc borate process resists mildew, rot and termite damage
- Pre-primed for weatherability
- Easy to install using normal woodworking tools
- Create distinctive homes with TruWood Siding and Trim

TREATED WITH  
**EcoGuard**<sup>™</sup>  
ZINC BORATE

**30**  
YEAR WARRANTY  
LIMITED  
TRANSFERABLE

\*SURE LOCK: TRUWOOD'S UNIQUE CONCEALED NAILING SYSTEM

# Siding and Trim Specifications and Coverage

LAP SIDING	Siding Size	Pieces / Bundle	Pieces / Unit	Sq. Ft. / Unit	Maximum Exposure in Inches	Approx. Coverage Sq. Ft. / Unit*	Approx. Sq. Ft. Needed to Cover 1000 Sq. Ft. of Wall Area*	Approx. Weight Lbs. / Unit	
	<b>OLD MILL<sup>®</sup> LAP</b>								
	<b>7/16 in Thickness</b>								
	6 in x 16 ft	6	336	2688	5	2128	1260	4675	
	8 in x 16 ft	6	252	2688	7	2234	1200	4675	
	9-1/2 in x 16 ft	6	210	2660	8-1/2	2261	1174	4675	
	12 in x 16 ft	6	168	2688	11	2341	1145	4675	
	<b>1/2 in Thickness</b>								
	8 in x 12 ft	5	210	1680	7	1397	1200	3415	
	8 in x 16 ft	5	210	2240	7	1862	1200	4550	
12 in x 16 ft	5	140	2240	11	1951	1145	4550		
16 in x 12 ft	5	105	1680	15	1496	1120	3190		
16 in x 16 ft	5	105	2240	15	1995	1120	4250		
<b>SHAKE LAP</b>									
<b>7/16 in Thickness</b>									
10-1/2 in x 16 ft	6	168	2352	9-1/2	2022	1161	3900		
<b>1/2 in Thickness</b>									
10-1/2 in x 16 ft	5	140	1960	9-1/2	1685	1161	3900		
<b>DESIGNER SHAKE LAP</b>									
<b>1/2 in Thickness</b>									
9-1/2 in x 8 ft ROUND	6	180	1140	6-3/4	770	1478	2180		
9-1/2 in x 8 ft FISHSCALE	6	180	1140	7-1/2	855	1330	2260		
9-1/2 in x 8 ft OCTAGON	6	180	1140	6-3/4	770	1478	2220		
19-1/2 in x 8 ft COVE	6	180	1140	6-1/2	741	1535	2100		
19-1/2 in x 8 ft DIAMOND	6	180	1140	4-1/4	485	2347	1840		
9-1/2 in x 8 ft CRAFTSMEN	6	180	1140	8	912	1247	2064		
11-1/2 in x 4 ft-13/16 in SHINGLE	n/a	140	537	9-3/4	432	1238	985		

\* Allows for a 1 in overlap and assumes a 5% waste factor.

PANEL SIDING	Panel Size	Pieces / Unit	Sq. Ft. / Unit	Approx. Coverage Sq. Ft. / Unit*	Approx. Sq. Ft. Needed to Cover 1000 Sq. Ft. of Wall Area*	Approx. Weight Lbs. / Unit	
	<b>OLD MILL<sup>®</sup>, ADOBE<sup>™</sup> and SMOOTH</b>						
	7/16 in x 4 ft x 8 ft	45	1440	1296	1100	2400	
1/2 in x 4 ft x 8 ft	37	1184	1066	1100	2400		

\* Assumes a 10% waste factor for cutting and fitting.

REVERSIBLE TRIM	Actual Size	Pieces / Bundle	Pieces / Unit	Weight / Unit	Lineal Ft. / Unit
	3/4 in x 2 in x 8 ft**	8	176	790	1408
	3/4 in x 2 in x 16 ft**	8	440	4035	7040
	3/4 in x 2-7/8 in x 16 ft**	8	320	4189	5120
	3/4 in x 3-1/2 in x 8 ft	8	144	1125	1152
	3/4 in x 3-1/2 in x 16 ft	8	240	3882	3840
	3/4 in x 5-1/2 in x 8 ft	8	96	1185	768
	3/4 in x 5-1/2 in x 16 ft	8	160	4035	2560
	3/4 in x 7-1/4 in x 16 ft	4	120	4035	1920
	3/4 in x 9-1/4 in x 16 ft	4	100	4240	1600
	3/4 in x 11-1/4 in x 16 ft	4	80	4035	1280
	1 in x 2 in x 8 ft**	6	132	716	1056
	1 in x 2 in x 16 ft**	6	396	4393	6336
	1 in x 3-1/2 in x 8 ft	6	108	1050	864
	1 in x 3-1/2 in x 16 ft	6	216	4291	3456
	1 in x 5-1/2 in x 8 ft	6	72	1112	576
	1 in x 5-1/2 in x 16 ft	6	144	4546	2304
	1 in x 7-1/4 in x 16 ft	3	108	4393	1728
	1 in x 9-1/4 in x 16 ft	3	90	4699	1440
	1 in x 11-1/4 in x 16 ft	3	72	4597	1152
<b>PLOWED FASCIA</b>					
3/4 in x 5-1/2 in x 16 ft*	8	160	3800	2560	
3/4 in x 7-1/4 in x 16 ft*	4	120	3800	1920	

\* Old Mill<sup>®</sup> face, plowed on the Smooth Side.

\*\* Limited availability.

**Follow TruWood<sup>®</sup> Siding or Trim Installation Instructions.**

For more information about TruWood Siding and Trim, including warranty and installation instructions, please call **800.417.3674** or visit **TruWoodSiding.com**.

**TruWood Siding and Trim meet the requirements of the following:**

- 2015 International Building Code
- 2015 International Residential Code
- ICC ESR-2588
- Federal Manufactured Housing Standards
- American National Standard ANSI-CPA 135.6 – 2015
- California Wildland-Urban Interface (WUI)

