



Craftsmen Staggered



Cove



Octagon



Diamond



Fishscale



Round



DESIGNER SHAKE® LAP SIDING

TRUWOOD DESIGNER SHAKE® LAP SIDING

FEATURES/BENEFITS

Quality engineered surface and core:

TruWood Siding is designed specifically to eliminate splitting, cracking and checking. It is also free of knots, resulting in a more attractive finished project.

8' lengths: Beats the "one shingle at a time" method. Saves application time and money. Available in 1/2" thicknesses.

Pre-primed for improved weatherability: TruWood Siding is primed to provide a consistent surface ready to accept paint. TruWood's industry leading coating technology ensures uniformly primed boards for added weather protection while providing an excellent surface for exterior topcoats.

Best protective packaging available:

TruWood protects your investment with premium packaging that reduces damage and provides for easy handling.

Trained field representatives: TruWood reps provide technical support and jobsite application training.

Style selection: Available in Craftsman Staggered, Cove, Octagon, Diamond, Fishscale and Round Shake patterns. Each gives you many design and style options to create a variety of architectural effects.

30-year limited warranty: TruWood Siding offers the best warranty in the industry and it's fully transferable. See complete warranty for details.

Availability: Field inventories are available through a convenient local distribution network to ensure siding is delivered where and when you need it.

Trim: Use matching reversible TruWood Trim to finish around windows, doors and corners.

Green matters:

- Recycled content is 3rd party certified by Scientific Certification Systems (SCS)
- No UF resin
- Maximum fiber utilization and recovery
- TruWood Sidings available with FSC certification

TruWood® SIDING

DESCRIPTION

Add an architectural accent with TruWood Designer Shake® 1/2" Lap Siding, which gives you many design and style options at significant savings over cedar. It's available in 8' lengths, making it much easier to install than the traditional "one shingle at a time" method.

TruWood Siding combines competitive price and high quality to set a new industry standard for value. Expert craftsmanship and proven performance make TruWood Siding an excellent choice for today's quality and value conscious builders.

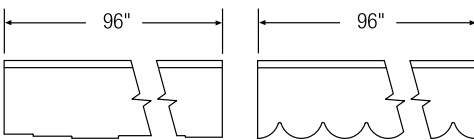
USES

Use it as an accent or as a special design feature on gable ends and around windows to create a Victorian motif in residential single-family and multi-family housing. It's also a great way to add style to any remodeling or light commercial project.

**TRUWOOD
DESIGNER SHAKE® LAP SIDING**

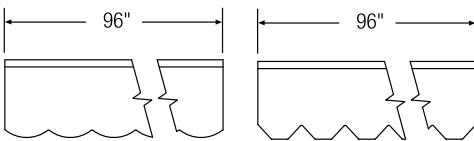
**TruWood®
SIDING**

**FOR COMPLETE INSTALLATION INSTRUCTIONS,
MAINTENANCE AND WARRANTY INFORMATION,
GO TO WWW.COLLINSWOOD.COM**



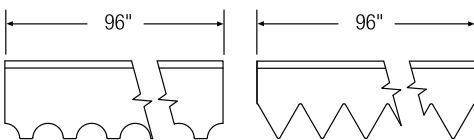
Designer Shake
Craftsmen Staggered
1/2" Lap Siding

Designer Shake Round
1/2" Lap Siding



Designer Shake Fishscale
1/2" Lap Siding

Designer Shake Octagon
1/2" Lap Siding

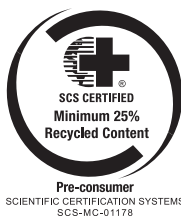


Designer Shake Cove
1/2" Lap Siding

Designer Shake Diamond
1/2" Lap Siding

Manufactured by
COLLINS PRODUCTS LLC
TRUWOOD SIDING & TRIM
6410 Hwy 66
Klamath Falls, OR 97601

Sales: **800.417.3674**
Warranty: **800.329.1219**
www.CollinsWood.com



Specifications:

TruWood Siding meets the requirements of the following codes and standards:

2006 International Residential Code (IRC)

International Building Code

Federal Manufactured Housing Standards

ICC ESR-2588

American National Standard ANSI-CPA 135.6 and other applicable codes and standards

California Wildland-Urban Interface (WUI) – must follow special WUI requirements

Cal. Prop 65 Warning: Use of this product may result in exposure to wood dust, known to the State of California to cause cancer.



Member of The Composite Panel Association

Fire rating = Class C, R Value = 0.67 (hour) (Sq. Ft.) (Fahrenheit) per BTU

The approximate weight: 1/2" Lap Siding = 1,860 Lbs./MSF

Lap Size	Pc/ Unit	Pc/ Bundle	Bundles/ Unit	Sq. Ft./ Unit	Maximum Exposure in inches	Approx. Coverage Sq. Ft./ Unit	Sq. Ft. Needed To Cover 1,000 Sq. Ft. of Wall Area*	Approx. Weight Lbs./Unit
Round								
1/2" x 9-1/2" x 8"	180	6	30	1,140	6-3/4	770	1,480	2,180
Fishscale								
1/2" x 9-1/2" x 8"	180	6	30	1,140	7-1/2	855	1,335	2,260
Octagon								
1/2" x 9-1/2" x 8"	180	6	30	1,140	6-3/4	770	1,480	2,220
Cove								
1/2" x 9-1/2" x 8"	180	6	30	1,140	6-1/2	740	1,535	2,100
Diamond								
1/2" x 9-1/2" x 8"	180	6	30	1,140	4-1/4	480	2,350	1,840
Craftsmen Staggered								
1/2" x 9-1/2" x 8"	180	6	30	1,140	8	912	1,250	2,064

*Allows for a 1" overlap and assumes a 5% waste factor.

Service

For more information on this, or other TruWood products, go to CollinsWood.com or please contact your nearest TruWood distributor. For locations, call **1.800.417.3674**.

Or write:

Collins Products LLC
TruWood Siding & Trim
6410 Hwy 66
Klamath Falls, Oregon 97601